

Phase 6 of Major Sales Update - Email Campaigns

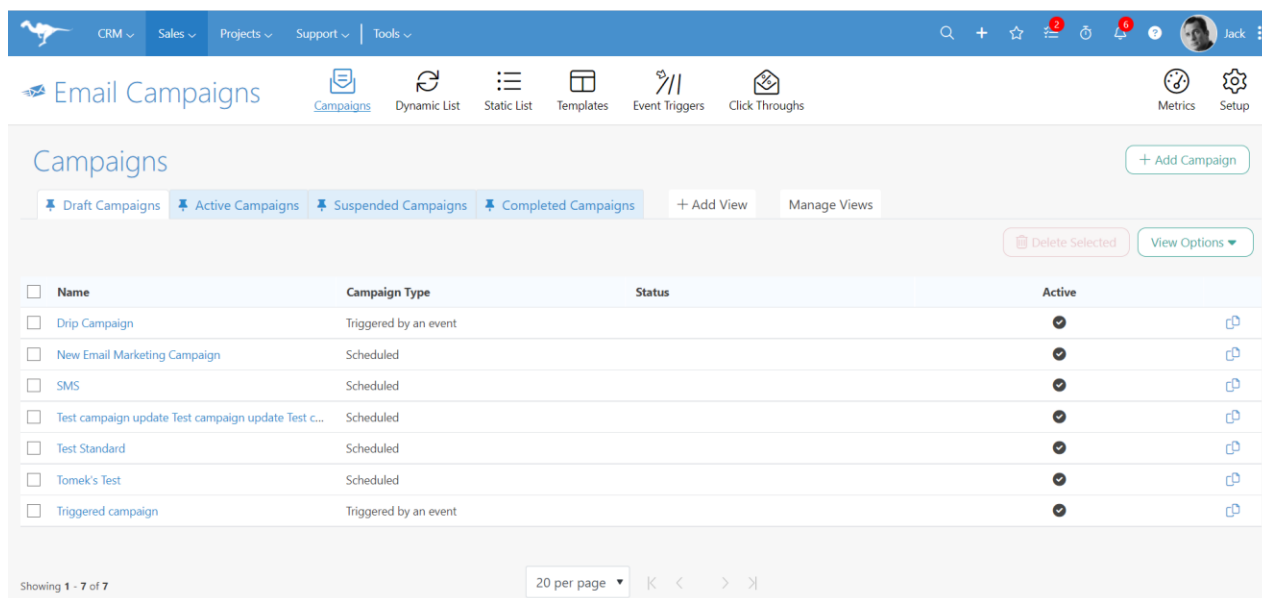
After adding a new Sales Forecasting feature in our last release, we now have turned our attention to upgrading our Email Campaigns. Email campaigns are an important part of nurturing customer relationships, marketing, reselling, and more. We also updated some of our other features and added new integrations with two of the most popular Email Marketing software on the market, Mailchimp and Constant Contact. In addition, we also modernized our Company Documents to make them easier to use.

Key

- New Feature**
- Change to Existing Feature**
- Setup Instructions**

Email Campaigns

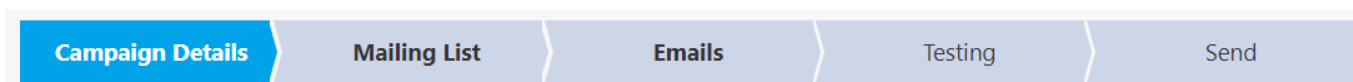
Email Campaigns has received revitalization that will make it easier to organize and manage email campaigns.



The new landing page will become your Email Campaign lists. Metrics will still be found in the top right area. You will now be able to create and arrange new views for your Campaigns, and organize them based on your business' needs. You'll also be able to pin views to quickly access the views that are important to you.

Creating a Campaign

Creating a new campaign starts as it always has, with the **+ Add Campaign** button, and entering the campaign name. Now the rest of the process will be mapped out at the top of each campaign find what's needed faster.

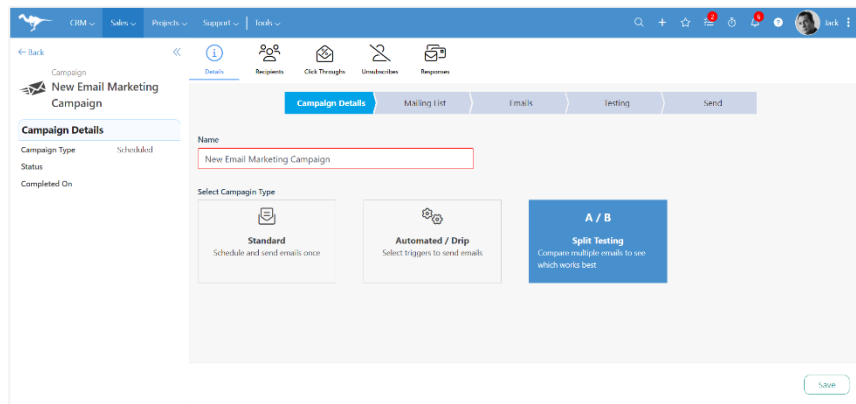


We have split the process into these 5 sections:

- **Campaign Details** – Adjust the Campaign Name or the Campaign Type.
- **Mailing List** – Select multiple lists, whether they are Static or Dynamic.
- **Emails** – Create and design your emails, whether it's a one-off email, or you are creating a drip campaign.
- **Testing** – Send test emails to a User, Group or a custom email address to test how your emails look.
- **Send** – Review and launch your campaign and, once launched, review its performance.

★ Email Campaign Type – Split A/B Testing

Test different versions of a single email to see the effect that small changes can have on your results. When designing a campaign, you can get stalled in a standstill where you can't decide between what you think will work best. Split Testing will remove that doubt and allow you to send multiple versions of the same email so you can analyze which way works best, instead of guessing beforehand.



Choose what you want to test, like the subject line or content, and compare results to find out what works and what doesn't work for your audience. Test as many different emails as needed, BlueCamroo will split the email list as evenly between the different versions as possible.

🔄 Other Updates to Email Campaigns

We have also included more smaller updates to improve performance of Email Campaigns, including:

- New Trigger options for Automated Campaigns:
 - Booked an appointment using the BlueCamroo Appointment Scheduler
 - Lead was converted to Customer
 - Contact accepted a Sales Quote
 - Contact paid an Invoice
- Also, you will be able to see what Email Campaigns each contact has been a part of. Inside their record, on the right you will now see a Campaigns option, to indicate each email Campaign they have been in.
- Unsubscribing from an email list will now add the contact's email to a new Unsubscribed Emails list in the Email Campaign Setup. Now you will have a record of everyone who has unsubscribed.

★ Mailchimp and Constant Contact Integrations

Keep your email campaigns running smoothly by integrating BlueCamroo with Mailchimp and Constant Contact. This integration synchronizes your contacts and their details between BlueCamroo and both MailChimp and Constant Contact. Automatically ensure that your email marketing software has the right info from your CRM.



This is the first step in these integrations which we will continue to develop with your feedback to make them both deeper and effective integrations.

🔄 Company Documents

We have enhanced the look and functionality of the Company Documents section to make it easier to store, share, and organize Company Documents. We revamped the design to have more information at your fingertips and to move files around faster and more efficiently. You will now be able to see who uploaded the document, when it was uploaded and search through the files using our filters.

<input type="checkbox"/>	Document Name	Description	Uploaded By	Uploaded On	Size	Action
<input type="checkbox"/>	Blog Editorial Calendar - Google Calend...	Editorial Calendar for April 2022	Jack	03/29/2022	1.6 KB	
<input type="checkbox"/>	BlueCamroo vs ERPs.docx		James	02/21/2022	99.6 KB	
<input type="checkbox"/>	BlueCamroo vs Highrise and Basecamp...		Anne	03/11/2022	16.9 KB	
<input type="checkbox"/>	Improve Project Collaboration Checklist...		Jack	03/24/2022	17.2 KB	
<input type="checkbox"/>	The Dos and Don'ts of Remote Workers...		Anne	03/23/2022	323.3 KB	

We hope you will enjoy BlueCamroo 8.3.6, if you have any questions about this release, or if you have any suggestions or comments, please send an email to support@bluecamroo.com. We'll be glad to help!

The BlueCamroo Team